

```

ReadBenchmark[path_] := Differences[Last /@ Rest@Import[path]];

Needs["PlotLegends`"]

BenchmarkPlot[vs_, names_] :=
  ListPlot[vs,
    PlotRange → All, AxesOrigin → {0, Min[vs] - 1},
    GridLines → {{}, 1000 / {30, 60, 120}},
    GridLinesStyle → Dashed,
    Ticks → {Automatic,
      {{1000 / 30., "30"},
       {1000 / 60., "60"},
       {1000 / 120., "120"}}},
    PlotRangePadding → 0,
    PlotLegend → names,
    LegendShadow → None,
    LegendTextSpace → 10,
    LegendSize → 0.5,
    LegendPosition → {-0.7, 0.15},
    AxesLabel → {"Frame Number", "Instantaneous FPS"}];

vsync = ReadBenchmark["C:\\Fraps\\Benchmarks\\Myth II
  Build 413 Pre 3 2013-02-02 01-53-10-44 frametimes.csv"];

maxfps90 =
  ReadBenchmark["C:\\Fraps\\Benchmarks\\Myth II Build 413 Pre 3 2013-02-02
    01-50-53-91 frametimes.csv"];

Quantile[vsync, .99]

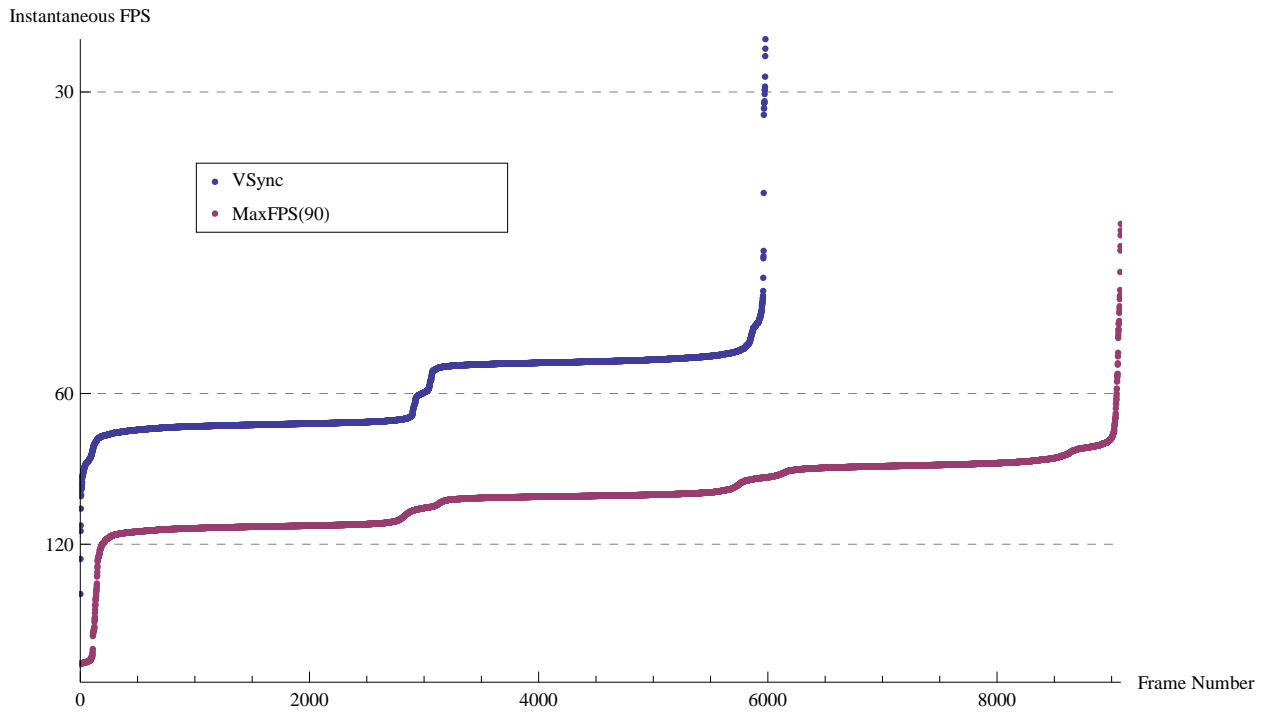
20.628

Quantile[maxfps90, .99]

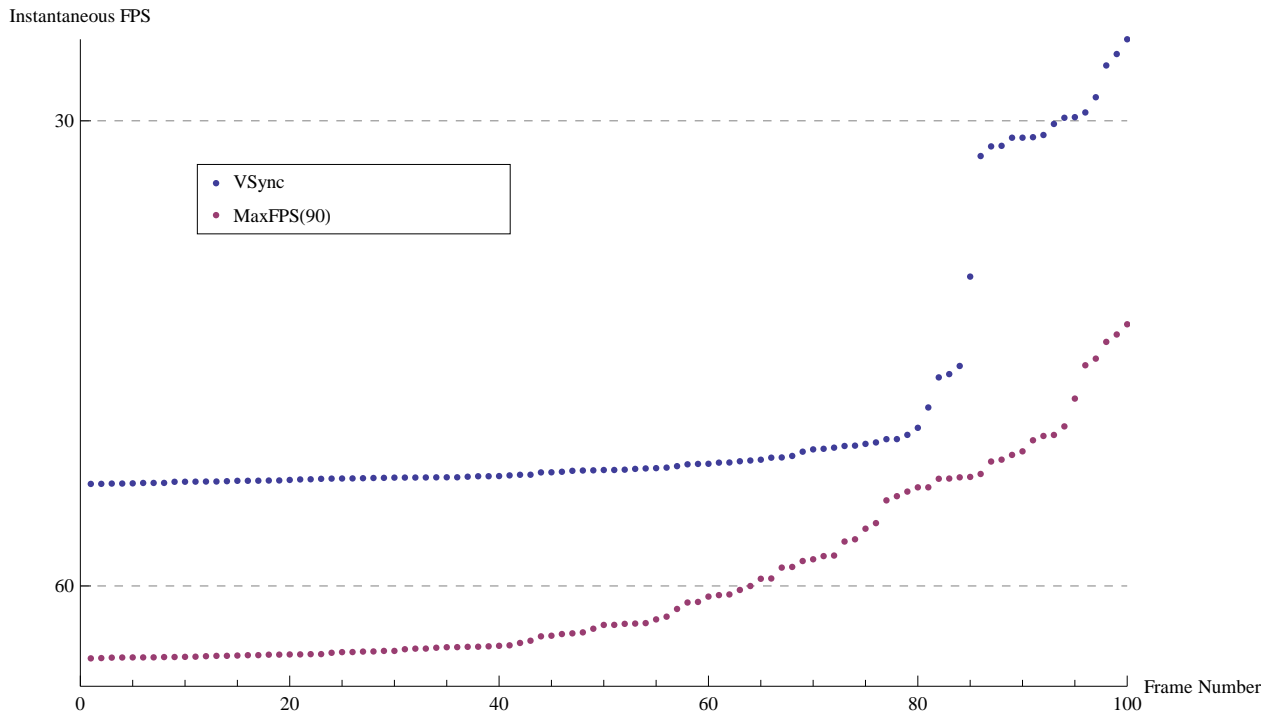
14.126

```

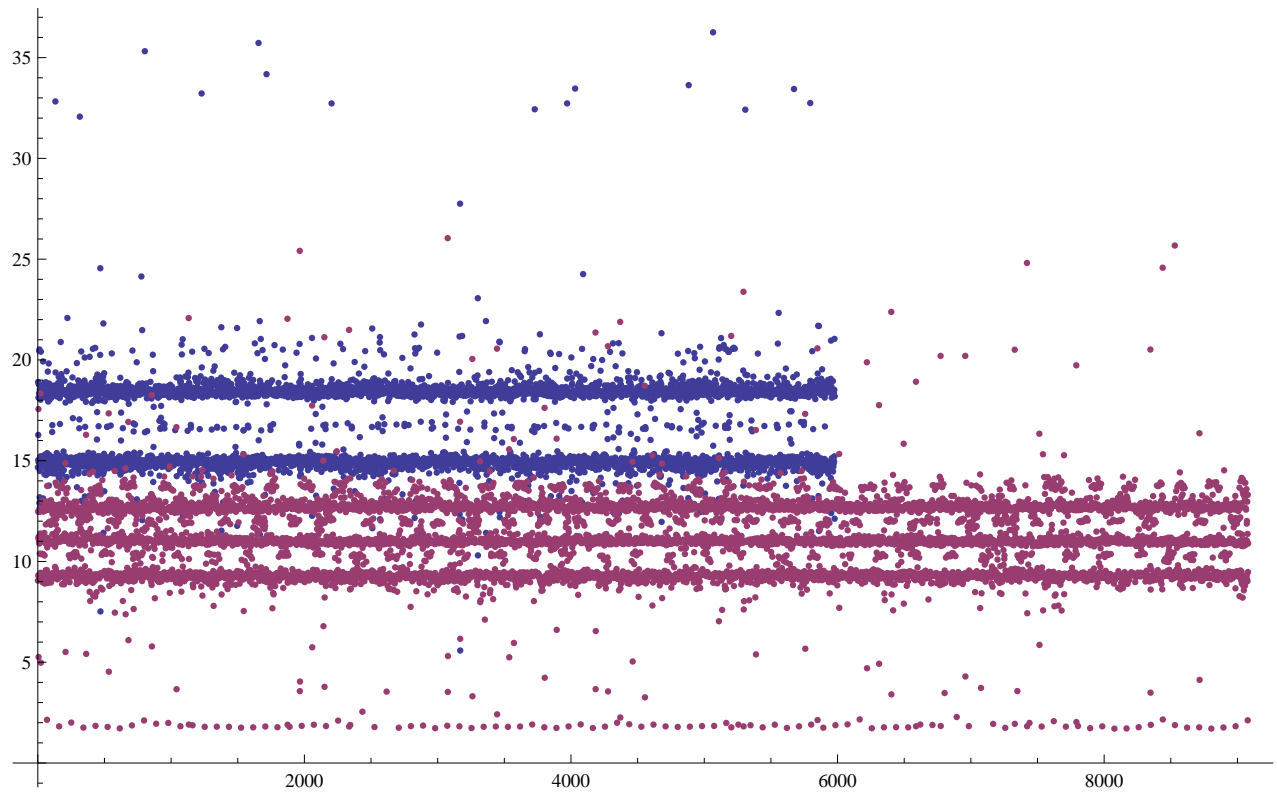
```
BenchmarkPlot[Sort /@ {vsync, maxfps90}, {"VSync", "MaxFPS(90)"}]
```



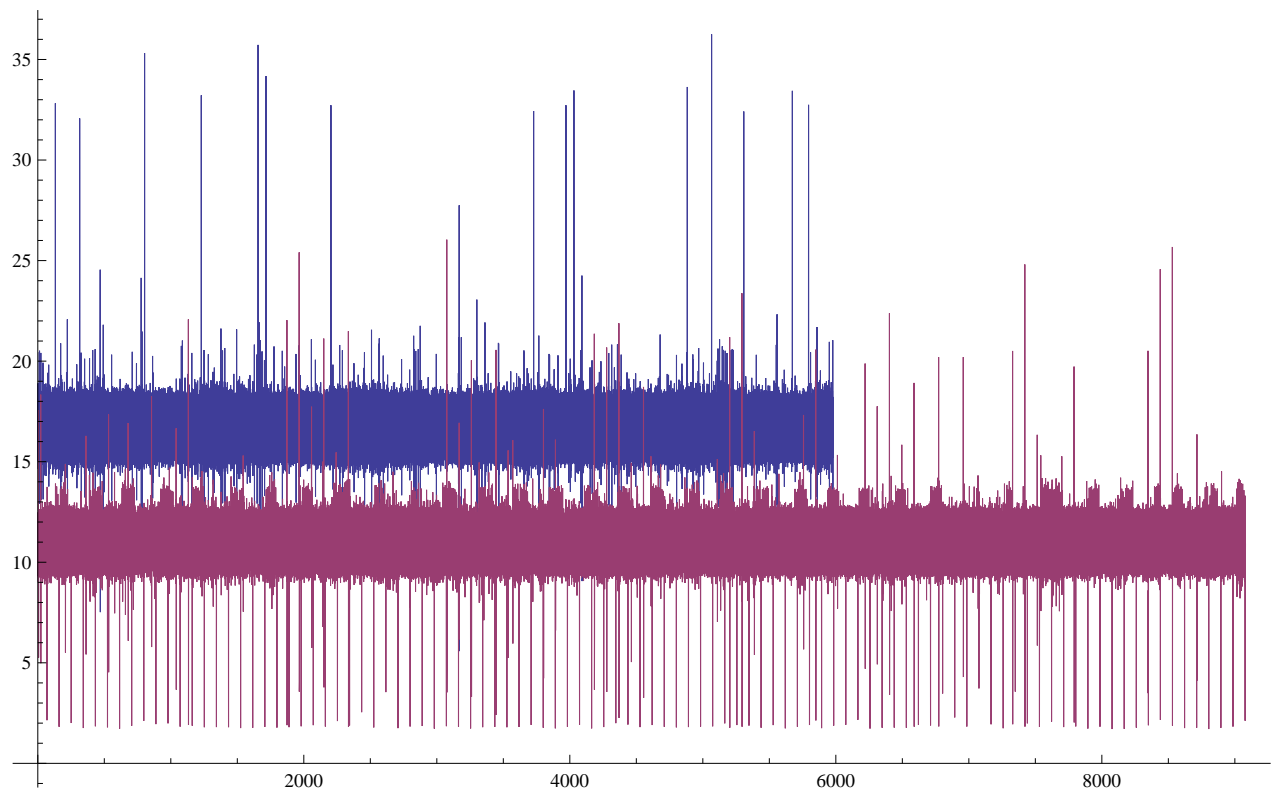
```
BenchmarkPlot[Take[Sort[#, -100] & /@ {vsync, maxfps90}, {"VSync", "MaxFPS(90)"}]
```



```
ListPlot[{vsync, maxfps90}, Joined → False]
```



```
ListPlot[{vsync, maxfps90}, Joined → True]
```



```
ListPlot[Take[#, 350] & /@ {vsync, maxfps90}, Joined → True]
```

